


MATEMÁTICA

INFORMAÇÃO:

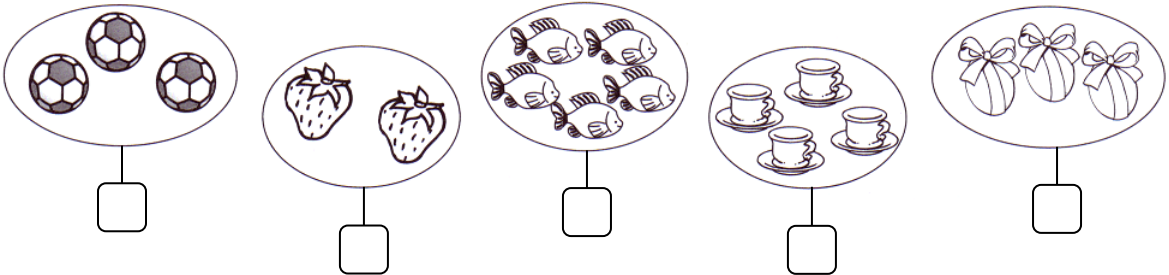
NOME: _____ DATA: ____/____/____

ESCOLA: _____ RUBRICA DO DOCENTE: _____

1 – Pinta de amarelo, os animais que estão no interior e de castanho no exterior.




2 – Assinala com X o conjunto que tem menos elementos.

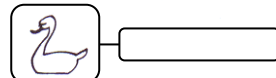
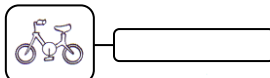
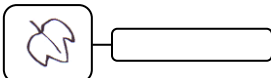
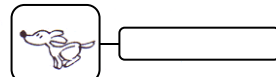
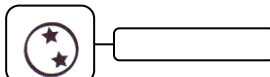
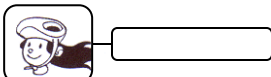
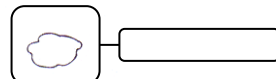
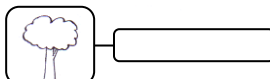
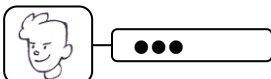


2.1 – Pinta da mesma cor os conjuntos com o mesmo número de elementos.

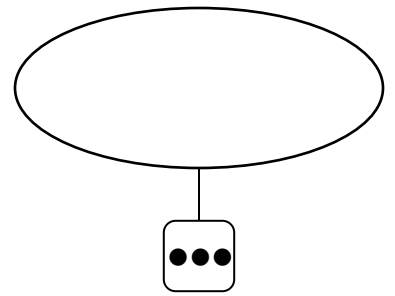
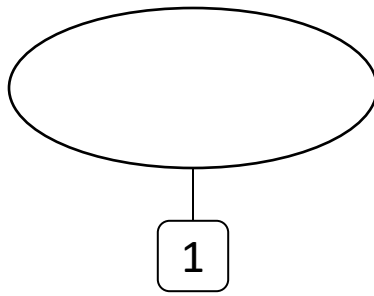
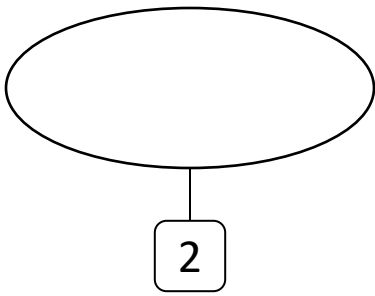
3 – Observa a imagem. Completa.



Quantos elementos há?



4 – *Desenha tantos elementos quantos os indicados nas etiquetas.*



5 – *Liga correctamente.*

1

2


3

dois



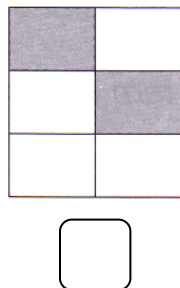
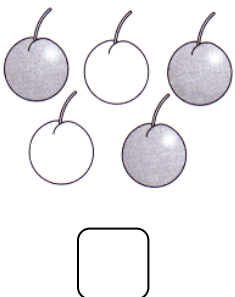
três

um

6 – *Forma conjuntos de 2 elementos.*



7 – *Escreve na etiqueta o número de elementos pintados em cada grupo.*



8 – Ordena os números do menor para o maior (ordem crescente).

3 1 2

< <

9 – Completa com os sinais > (maior que), < (menor que) ou = (igual a).

1 3

2 2

2 3

3 2

2 1

1 1

10 – Continua o ritmo.



11 – Ajuda o porquinho a encontrar a casinha do irmão.

