







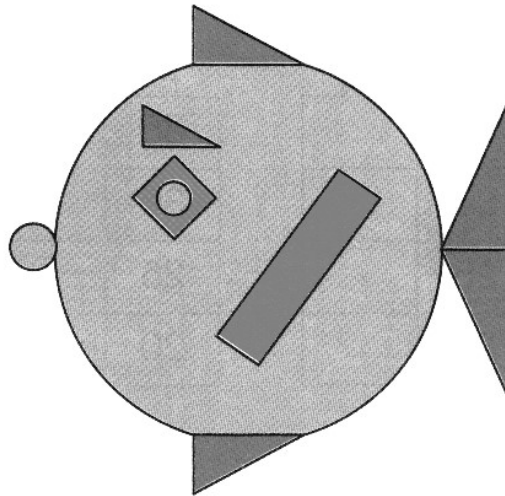
Nome : _____

INFORMAÇÃO : _____





Data : __/__/__

1 – Observa as gravuras e regista na tabela o número de figuras.



2 – Faz uma composição a teu gosto, usando a quantidade de figuras indicada na tabela.

	4
	4
	3
	2



3 – Observa o quadro. Pinta as figuras de acordo com as cores indicadas.

