


## PORTUGUÊS

INFORMAÇÃO:

NOME: \_\_\_\_\_ DATA: \_\_\_\_/\_\_\_\_/\_\_\_\_

ESCOLA: \_\_\_\_\_ RUBRICA DO DOCENTE: \_\_\_\_\_

## 1 – Contorna as vogais nas palavras.



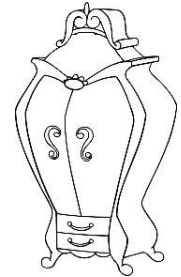
árvore



boneca



óculos



armário

## 2 – Liga as letras iguais.


u a o i e u i a e o

Ö É j A u Ö i A Ü e

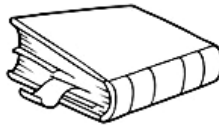
## 3 – Escreve as vogais que faltam nas palavras.



l \_ va



c \_ po



l \_ vro



l \_ t \_



ban \_

## 4 – Pinta os desenhos cujos nomes têm ditongos. Contorna os ditongos.



saia



teia



flor




pau

5 – Completa as frases.

A tia tapa o \_\_\_\_\_.



A Lili papou a \_\_\_\_\_.



luta



pote



pato



lula


6 – Escreve os nomes.



\_\_\_\_\_



\_\_\_\_\_



\_\_\_\_\_



\_\_\_\_\_

7 – Escreve as frases completas.

O pai tapa o \_\_\_\_\_.




\_\_\_\_\_

A tia põe o \_\_\_\_\_.



\_\_\_\_\_

O \_\_\_\_\_ põe a pata.



\_\_\_\_\_

8 – Lê e copia.

O leão papa a lula.

\_\_\_\_\_

A Lili lê pela lupa.

\_\_\_\_\_

O pai tapou a lata.

\_\_\_\_\_