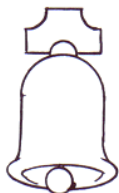


PORTUGUÊS

INFORMAÇÃO:

NOME: _____ DATA: ____ / ____ / ____

ESCOLA: _____ RUBRICA DO DOCENTE: _____

1 – Pinta os desenhos cujos nomes começam por *i* ou *l*.

sino



girafa



Ilda



índio



Tiago



ilha

2 – Sublinha *u* ou *U*.

unha



chuva



luva



Ulisses

3 – Escreve *i* ou *u* nos espaços.

irmãos

_rmãos




luva

l_va



urso

_rso



avião

av_ão



Figo

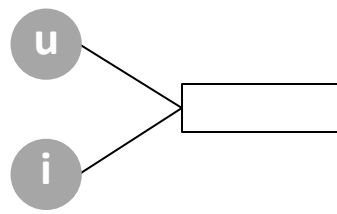
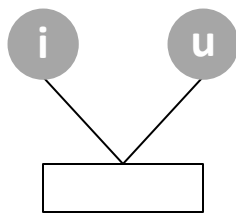
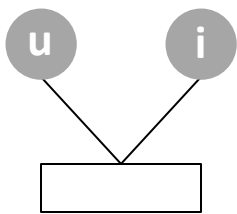
F_go

4 – Completa.


i l u U i u l U i l u U

i _ _ U _ _ _ _ i l _ _

5 – Forma ditongos.




6 – Escreve **iu** ou **ui** no balão.



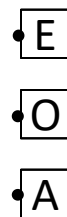
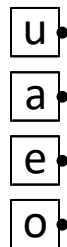
7 – Observa o desenho.

Contorna as letras **a Aa A**.



7.1 – Pinta, de azul, as bolinhas com o **o**.

8 – Liga os quadrados que representam a mesma vogal.




9 – Assinala a vogal que falta em cada palavra e completa-a.



b_la

a
e
o
u



jan_la

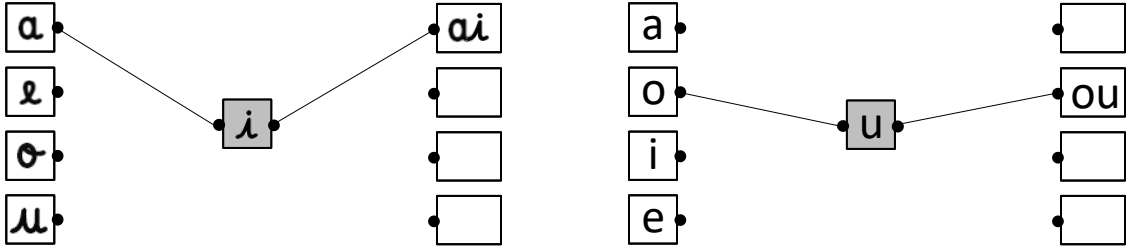
i
o
a
e



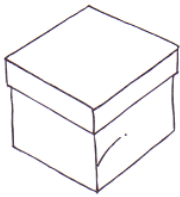
g_to

o
a
e
u

10 – Liga as vogais e forma ditongos. Vê o exemplo.



11 – Contorna o ditongo que se ouve em cada um dos nomes.




au ou ai



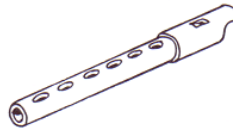
ui ei eu



iu ai ou



ai oi ei



eu au ou

12 – Assinala o ditongo.



ão

ãe

õe